

# RUBBAiR DOOR

---

# Ultra-Lite®

*With  
EZ Hang  
Hardware*

## Features:

- Internal PVC frame uses no wood.
- Stainless steel EZ Hang hinge.
- Stainless steel jamb guards.
- Low maintenance EZ Hang hardware.
- Foam insulation provides high R value.
- EZ Hang hinge swings 125° in both directions.
- Unique mounting brackets simplify installation.
- Choose hinge design to suit your application.
- A choice of colors and optional facings.
- Dual pane thermal windows.

## Ultra-Lite® Double Acting Traffic Doors Provide An Extra Measure Of Durability and Efficiency In Supermarkets, Restaurants and Other Commercial Installations.

There's no other traffic door quite like an Ultra-Lite. We have engineered these doors for strength, light weight, great insulating properties and easy maintenance. The Ultra-Lite is the only door to be constructed exclusively from tough PVC extruded sub-frames and ultrasonically welded 1/8 inch ABS outer coverings. Closed cell foam within the frame provides superior insulation. Unlike many competitive doors, the Ultra-Lite is constructed without wood, glue, screws or rivets.

### Superior Perimeter Design for A Superior Seal

Nosing around the door's perimeter is also extruded PVC and is an integral part of the door structure, so it cannot be dislodged from traffic impact. A special slotted design allows insertion – and easy replacement – of gaskets. Leading edge gaskets are extruded from USDA and FDA

accepted heavy duty Neoprene. The jamb edge gasket is a strong yet lighter and more pliable material that maintains a tight seal after many thousands of cycles.

### Dual Pane Windows

Windows feature sealed, dual pane construction to resist condensation while maintaining clarity and insulating properties. Panes are clear Polycarbonate mounted in ABS frames for long-term durability.

The Ultra-Lite traffic door is strong and durable, yet lightweight. Ideal for most applications.

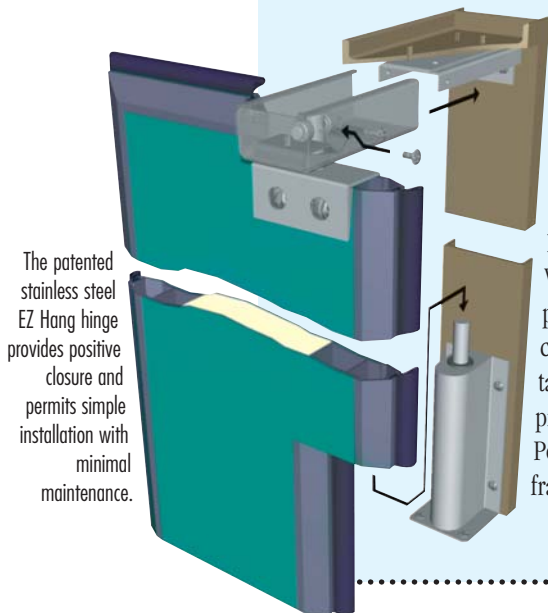


### The Perfect Retail Door

Ultra-Lite doors have a finished thickness of 1.75" and are custom constructed to your retail application within 1/8" of actual opening height and width. Ideal for retail applications, Ultra-Lite provides smooth, quiet, easy double acting opening motion up to 125° in either direction so the door swings completely out of traffic's way – including allowance for bumper – without over-extending the hinge.

### Ultra-Lite Looks Match Ultra-Lite Performance

Designed with the retail industry in mind, the Ultra-Lite door looks great using the clean finished appearance of ABS facings, in a variety of colors, along with stainless steel hinge and jamb guards. Thoughtfully engineered jamb guards, nose and jamb seals, and window details maintain a tidy look that compliments your installation.

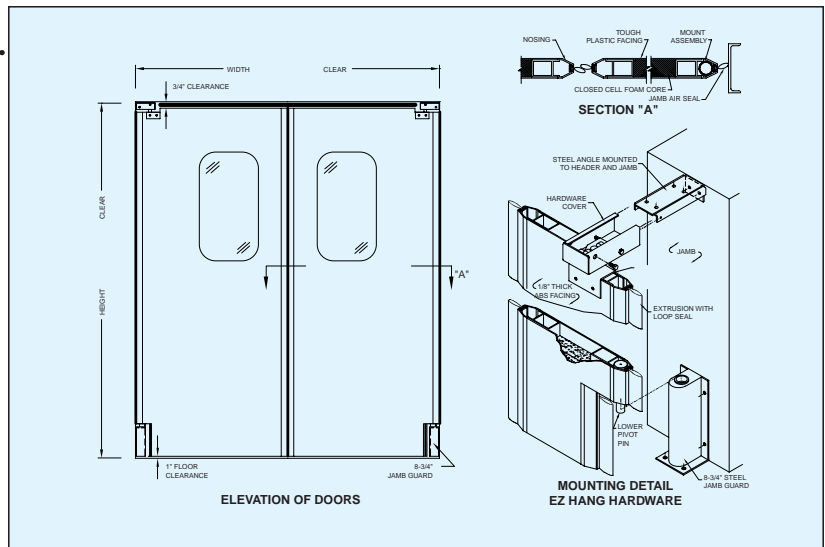


The patented stainless steel EZ Hang hinge provides positive closure and permits simple installation with minimal maintenance.

# RUBBAiR DOOR Ultra-Lite®

## Other Options:

- Molded polyethylene bumpers from 12" to 48" tall.
- 180° door swing.
- Impact panels up to 48" tall.
- Single pane polycarbonate windows in 4 size choices.
- Prehung in aluminum frames.
- Reinforced vinyl gaskets



The RubbAir Ultra-Lite Door can be custom-made to fit any application. The options available allow configurations that are perfect for your installation.



## Easy to Install. Easy to Use. Easy to Maintain.


### Easy Installation

With EZ Hang hinges an Ultra-Lite door can be installed in minutes. Simply install the upper hinge bracket and lower jamb guard. Slide the door into place and tighten two locking bolts. Fine centering adjustments to the hinge may be made using a screwdriver to accommodate out-of-square openings or other variables.

### A Choice Of Hinges

Only Ultra-Lite provides a choice of hinge designs. Standard units include the stainless steel EZ Hang hinge and jamb guard which now features USDA and FDA accepted materials for food handling and corrosive environments. EZ Hang hinge uses a proven offset pivot design which provides positive closure and permits simple installation and easy removal. Self-lubricating roller bearings never require oil or grease.

An optional V-Cam hinge system offers users the toughest traffic door hardware on the market with over 45 years of proven performance. V-Cam system is constructed of corrosion resistant high strength cast Meehanite hinge with a choice of 3/4" or 1 1/4" rise action. The cam travels on a sealed roller bearing and uses gravity to positively return the door to the closed position. For precise action and easy installation the V-cam hinge is factory aligned and pre-pinned to the vertical shaft.



The optional V-Cam is ideal for heavy-duty installations with its unmatched solid construction and rugged dependability.

3-part CSI specifications are available on disk.

Protected under one or more of the following patents:  
4945606, 4951351, 5459972

# RUBBAiR DOOR

Eckel Industries

100 Groton-Shirley Road, Ayer MA 01432

**800-966-7822**

Tel (978) 772-0480 Fax (978) 772-7114

www.rubbair.com